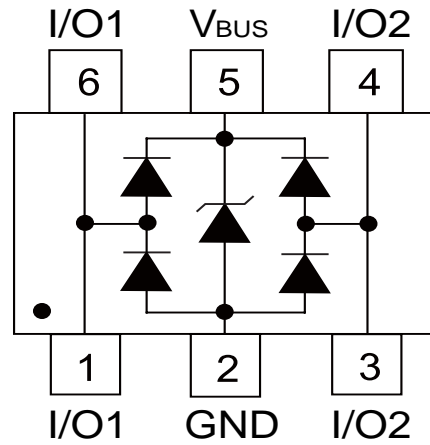


**Low Capacitance 2-Line ESD Protection**

**Features**

- Ultra low leakage: nA level
- Operating voltage: 5V
- Low clamping voltage
- Complies with following standards:
  - IEC 61000-4-2 (ESD) immunity test
    - Air discharge: ±30kV
    - Contact discharge: ±30kV
  - IEC61000-4-4 (EFT) 40A (5/50ns)
  - IEC61000-4-5 (Lightning) 6A (8/20µs)
- RoHS Compliant



**Applications**

- USB 2.0 interface
- 10/100 Ethernet
- Personal digital assistants (PDA's)
- Notebooks, Desktops and Servers
- Portable instrumentation
- Digital cameras

**Mechanical Characteristics**

- Package: SOT23-6 Lead
- Finish: Matte Tin
- UL Flammability Classification Rating 94V-0
- Pb-Free, Halogen Free, RoHS/WEEE Compliant

**Absolute Maximum Ratings (T<sub>A</sub>=25°C unless otherwise specified)**

Parameter	Symbol	Value	Unit
Peak Pulse Power (8/20µs)	P <sub>pk</sub>	150	W
Peak Pulse Current (8/20µs)	I <sub>pp</sub>	6	A
ESD per IEC 61000-4-2 (Air)	V <sub>ESD</sub>	±30	kV
ESD per IEC 61000-4-2 (Contact)		±30	
Operating Temperature Range	T <sub>J</sub>	-55 to +125	°C
Storage Temperature Range	T <sub>stg</sub>	-55 to +150	°C

**Low Capacitance 2-Line ESD Protection**

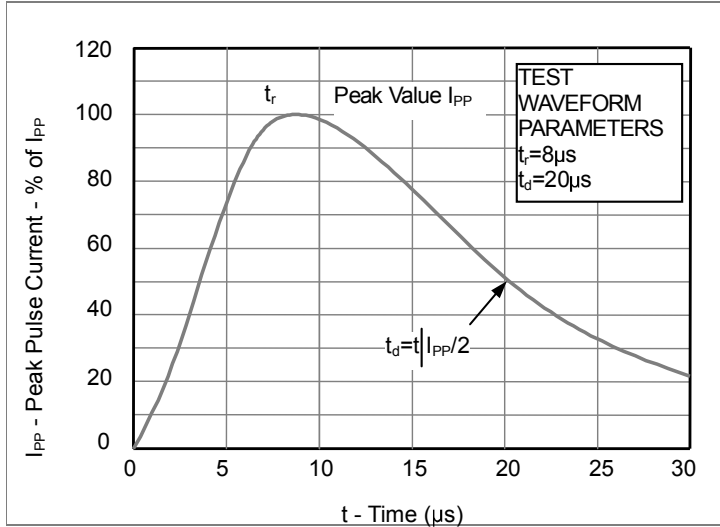
**Electrical Characteristics ( $T_A=25^{\circ}\text{C}$  unless otherwise specified)**

Parameter	Symbol	Test Condition	Min	Typ	Max	Unit
Reverse stand-off voltage	$V_{RWM}$				5	V
Reverse breakdown voltage	$V_{BR}$	$I_{BR}=1\text{mA}$	6		9	V
Reverse leakage current	$I_R$	$V_R=5\text{V}$			0.1	$\mu\text{A}$
Clamping voltage ( $t_p=8/20\mu\text{s}$ )	$V_C$	$I_{PP}=1\text{A}$			10	V
Clamping voltage ( $t_p=8/20\mu\text{s}$ )	$V_C$	$I_{PP}=6\text{A}$			15	V
Junction capacitance	$C_J$	0Vdc, f=1MHz Between I/O pins and GND		0.8	1	pF
	$C_J$	0Vdc, f=1MHz I/O to I/O		0.35	0.4	pF

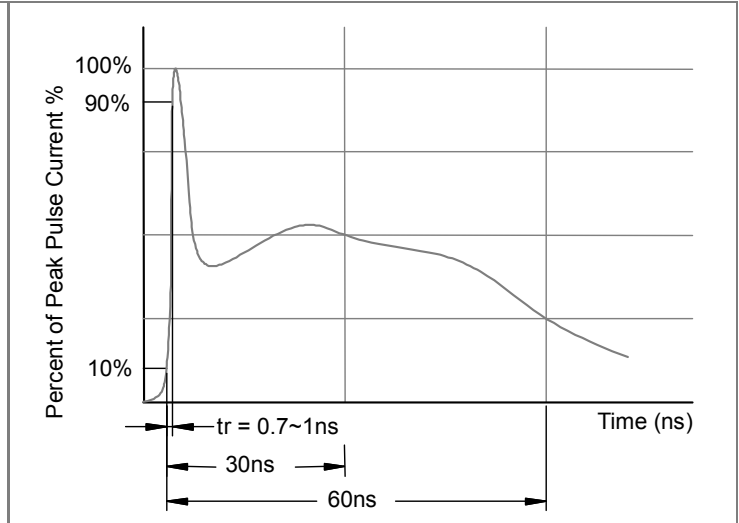
**Low Capacitance 2-Line ESD Protection**

**Typical Characteristics**

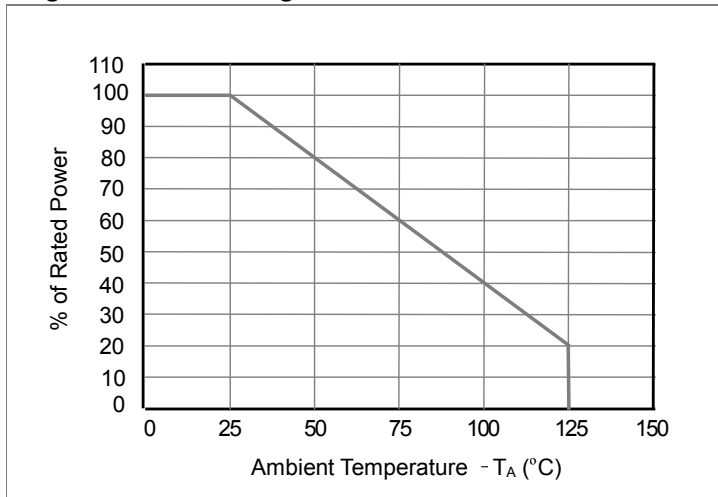
**Fig1. 8/20μs Pulse Waveform**



**Fig2. ESD Pulse Waveform (according to IEC 61000-4-2)**

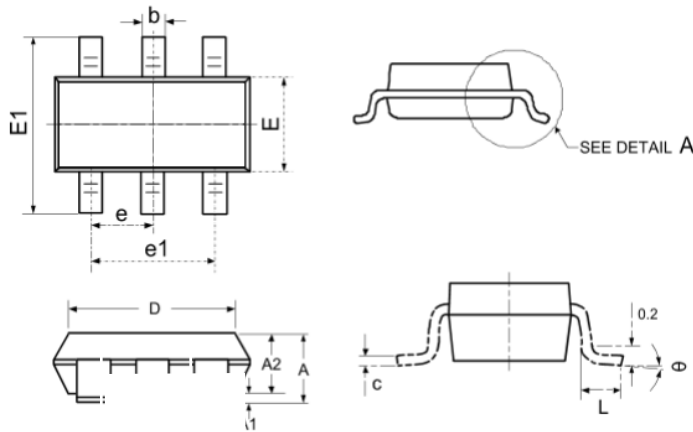


**Fig3. Power Derating Curve**



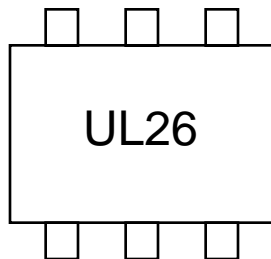
**Low Capacitance 2-Line ESD Protection**

**Outline Drawing – SOT23-6**



Symbol	Dimensions (mm)	
	Min	Max
A	1.050	1.250
A1	0.000	0.100
A2	1.050	1.150
D	2.820	3.020
E	1.500	1.700
E1	2.650	2.950
b	0.300	0.500
e	0.950 (BSC)	
e1	1.800	2.000
L	0.300	0.600
θ	0°	8°

**Marking**



**Ordering information**

Order code	Package	Base qty	Delivery mode
USBLC6-2SC6	SOT23-6	3000	Tape and reel